

# HOW TO USE AN AUVI-Q™ AUTO-INJECTOR

## Call 911 immediately after using the Auvi-Q™

The effects of the Auvi-Q™ begin to wear off after 10-15 minutes. It is very important to call 911 or the emergency number in your area immediately after using Auvi-Q™. Your child could have another reaction and needs to be observed in the emergency department for at least 4 hours. Bring the Auvi-Q™ with you to the hospital or give to emergency personnel when they arrive to safely dispose of it.

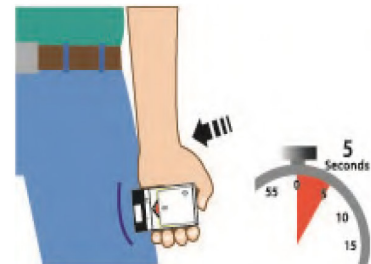
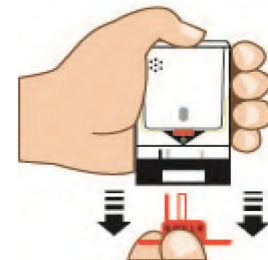
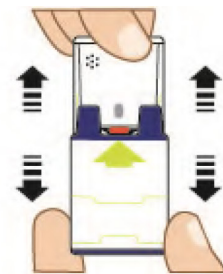
### Steps to Using the Auvi-Q™

1. Pull Auvi-Q™ from the outer case. Do not proceed to step 2 until you are ready to use Auvi-Q™. If not ready to use, replace the outer case.
2. Pull off **red** safety guard. To avoid accidental injection, never touch the **black** base of the auto-injector. If an accidental injection does occur, seek medical help immediately. *Note: The safety guard is meant to be tight. **Pull firmly to remove.***
3. Place **black** end against the middle of the outer thigh, then press firmly against thigh and hold in place for 5 seconds. Do not remove Auvi-Q™ until the 5 second countdown is done. The Auvi-Q™ makes a distinct sound (click and hiss) when activated.

**The Auvi-Q™ is designed to go through clothing or directly on skin. Each device is a single-use injection.**

- **Call 911 and seek immediate medical attention.** Tell them that your child has had an allergic reaction and that the Auvi-Q™ was used. Bring the Auvi-Q™ with you to the hospital or give to emergency personnel when they arrive and they will safely dispose of it.
- **Be prepared** to give a second dose of the Auvi-Q™ if symptoms do not improve or worsen in 5 to 15 minutes.

**Note:** Auvi-Q™ contains audio voice instructions that help guide you through the steps. In the event the audio instructions do not work properly, the Auvi-Q™ will still work during an allergic reaction.



This handout is for general information only. The information and above list are guidelines and do not include all symptoms. This document is not a substitute for being seen by a doctor. Always call your doctor if you have questions or seek emergency medical attention if necessary.

**Children's**  
HOSPITAL • ST. LOUIS  
BJC HealthCare

## When to Use Auvi-Q™

The Auvi-Q™ Auto-injector is an epinephrine shot used to treat severe allergic reactions (anaphylaxis). A severe allergic reaction can become fatal within minutes if untreated. Using the Auvi-Q™ gives the lifesaving time needed to get further medical treatment.

### **SYMPTOMS OF ANAPHYLAXIS INCLUDE**

**Mouth:** Itchy, swelling of tongue and/or lips

**Throat:** Itchy, tightness/closure, hoarseness, trouble breathing/swallowing

**Skin:** Itchy, hives, redness, swelling, red watery eyes

**Gut:** Nausea, vomiting, cramps, diarrhea

**Lung:** Short of breath, wheeze, repetitive cough

**Heart:** Pale or blue skin color, dizzy/faint, weak pulse

**Neurological:** Sense of "impending doom," irritability, change in alertness, mood change, confusion

**Other:** Itchy, red, watery eyes

## Tips about Auvi-Q™

- Comes in two strengths and are prescribed based on the individual weight.
- An Auvi-Q® trainer is included in the box with the real Auvi-Q®.
- The trainer does not have medicine or a needle.
- Use the trainer to practice steps of giving the injection.
- Store at room temperature.
- Do not refrigerate.
- Do not keep in a vehicle during hot or cold weather.
- Do not expose to direct sunlight.
- Be sure the medicine is clear/colorless in the viewing window.
- Check the expiration date. If expired get a refill.

**Additional Information:**  
**[auvi-q.com](http://auvi-q.com)**

This handout is for general information only. The information and above list are guidelines and do not include all symptoms. This document is not a substitute for your child being seen by a doctor. Always call your doctor if you have questions or seek emergency medical attention if necessary.